

FILTERS WITH CONNECTION



029



030



028

Description

Barberi® filters with threaded connection are devices useful to collect impurities of fluids. They allow the filtering of the fluid in which they are immersed, for this reason they are used in hot and cold water suction systems from wells or storage and in general hydraulic systems. Thanks to their shape, these filters are especially installed in open circuits as for example the outlets of tanks or together with foot valves in underground wells (014, 024, V39, 015, 025 series).

Product range

- Series **029** Stainless steel filter with nylon connection
- Series **030** Stainless steel filter with brass connection
- Series **028** Stainless steel filter with stainless steel connection

Features

Working temperature range:

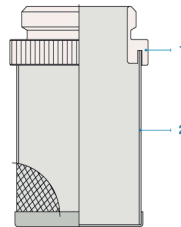
- 029: **0** (no frost)–**95 °C**
- 030, 028: **0** (no frost)–**150 °C**

Suitable fluids: **water for thermal systems, glycol solutions (max 30%), domestic water**

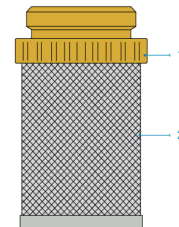
Threaded connections: **male ISO 228-1**

Materials

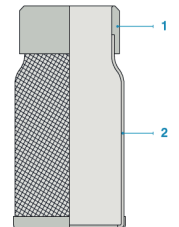
- 1 - Filter connection: - 029: **nylon**
 - 030: **brass EN 12164 CW614N**
 - 028: **stainless steel AISI 316**
- 2 - Filter: - 029, 030: **stainless steel AISI 304 L**
 - 028: **stainless steel AISI 316**



029

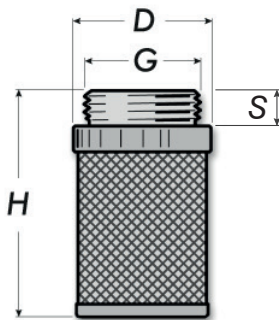


030



028

Dimensions

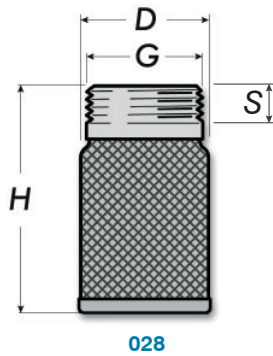
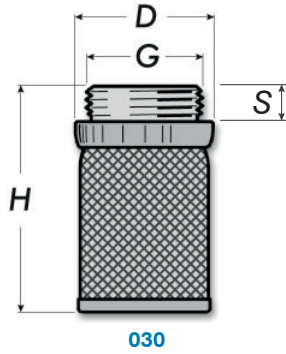


029

Code	P	G	H	D	S	Mesh type	Weight [g]	NPB	NPC
029 010 000	-	G 3/8 M	50	23	7	B	7	50	400
029 015 000	-	G 1/2 M	50,5	26	8	B	11	35	280
029 020 000	-	G 3/4 M	58	32	9	B	15	20	160
029 025 000	-	G 1 M	63	41	10	B	25	25	100
029 032 000	-	G 1 1/4 M	69	49	11	B	32	20	80
029 040 000	-	G 1 1/2 M	79	55	11	B	43	10	40
029 050 000	-	G 2 M	96,5	67	12	B	63	6	24
029 065 000	-	G 2 1/2 M	97	86	13	B	94	-	20
029 080 000	-	G 3 M	112	99	14,5	B	125	-	10
029 100 000	-	G 4 M	129	122	14	B	175	-	6

NPB: number of pieces in box, plastic bag - NPC: number of pieces in carton

FILTERS WITH CONNECTION



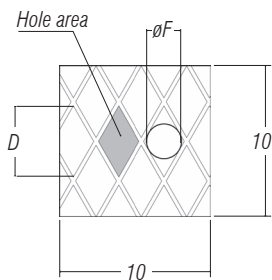
Code	P	G	H	D	S	Mesh type	Weight [g]	NPS	NPC
030 010 000	-	G 3/8 M	50	22	7	A	19	50	400
030 015 000	-	G 1/2 M	49	26	6	A	22	35	280
030 020 000	-	G 3/4 M	55	32	6,5	A	38	20	160
030 025 000	-	G 1	63	40	9	A	60	25	100
030 032 000	-	G 1 1/4 M	69	48	10	A	86	20	80
030 040 000	-	G 1 1/2 M	79	54	10	A	105	10	40
030 050 000	-	G 2 M	94	65	10,3	A	143	6	24
030 065 000	-	G 2 1/2 M	95	85	11,5	A	228	-	20
030 080 000	-	G 3 M	111	99	11,5	A	290	-	10
030 100 000	-	G 4 M	128	122	12	A	460	-	6

NPB: number of pieces in box, plastic bag - NPC: number of pieces in carton

Code	P	G	H	D	S	Mesh type	Weight [g]	NPS	NPC
028 010 000	-	G 3/8 M	55	19	8	C	11	50	400
028 015 000	-	G 1/2 M	56	23	10	C	22	35	280
028 020 000	-	G 3/4 M	62	29	10	C	32	20	160
028 025 000	-	G 1	71	37	11	C	50	12	96
028 032 000	-	G 1 1/4 M	80	44	15	C	60	9	72
028 040 000	-	G 1 1/2 M	90	50	15	C	75	10	40
028 050 000	-	G 2 M	101	62	15	C	90	6	24
028 065 000	-	G 2 1/2 M	110	80	18	C	180	4	16
028 080 000	-	G 3 M	124	93	18	C	200	-	11
028 100 000	-	G 4 M	145	116	18	C	355	-	6

NPB: number of pieces in box, plastic bag - NPC: number of pieces in carton

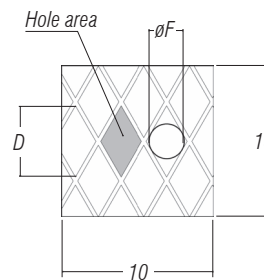
Filter mesh - Type A



nr. holes/cm ²	24
Hole area	1,1 mm ²
D	2,6 mm
øF	0,85 mm (850 µm)
Size	G 3/8-G 4

Regarding the values of Hole area, D and øF, consider a tolerance of about ±15%

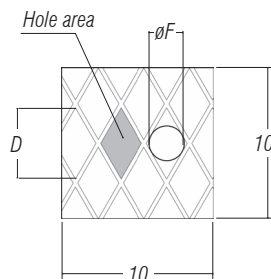
Filter mesh - Type B



nr. holes/cm ²	22
Hole area	1,3 mm ²
D	2,6 mm
øF	0,95 (950 µm)
Size	G 3/8-G 4

Regarding the values of Hole area, D and øF, consider a tolerance of about ±15%

Filter mesh - Type C



nr. holes/cm ²	23	11
Hole area	1,6 mm ²	3,4 mm ²
D	2,6 mm	4 mm
øF	1,1 mm (1100 µm)	1,6 mm (1600 µm)
Size	G 3/8-G 2	G 2 1/2-G 3

Regarding the values of Hole area, D and øF, consider a tolerance of about ±15%

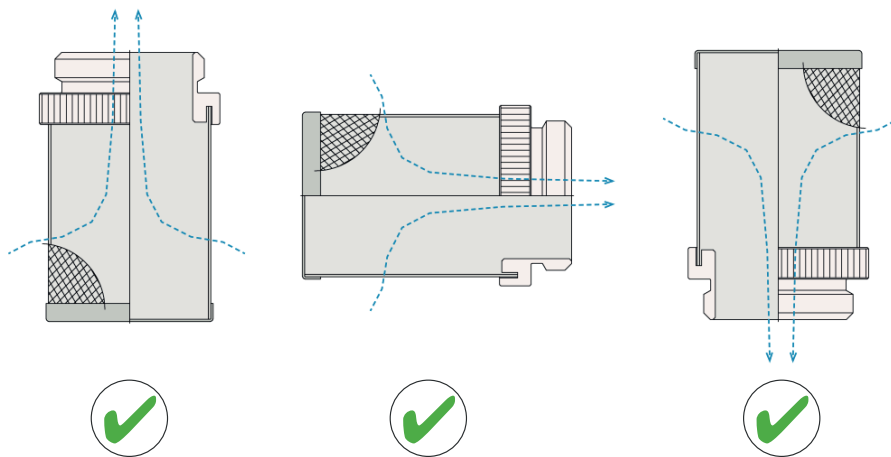
FILTERS WITH CONNECTION

Installation

Before installing a filter please verify the system working conditions, such as the temperature, to be sure they are within the working conditions of the components.

Positioning

The filter can be installed in any position respecting the flow direction as indicated in the figure. It is suggested to place the filter far enough from walls, at least 4–5 cm, to avoid the cartridge from getting dirt quickly and excessive suction efforts.

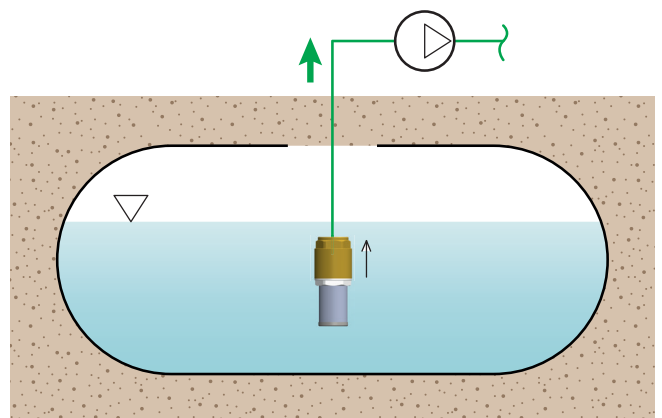


Maintenance

Inspect the filter regularly according to the operational conditions and frequency of use. The filter must be cleaned regularly to guarantee a correct flow to the user and to avoid excessive efforts for the upper booster pumps. To clean the filter, it is suggested to disassemble and clean it with a countercurrent flow and, if damaged or too many incrustations are revealed, replace it. In easy situations, it is possible to clean the filter only on the external surface by passing a sponge and a good flushing.

WARNING: if the filter needs to be disassembled, be sure the upper booster pumps are always in off position!

System diagrams



Specifications

Series 029 - 030 - 028

Stainless steel filter with nylon connection (029 series: nylon connection; 030 series: brass connection; 028 series: stainless steel connection). Stainless steel filtering cartridge. Working temperature range 0–95 °C (029 series) and 0–150 °C (030, 028 series). Suitable fluids water for thermal systems, glycol solutions (max 30%), domestic water. Can be coupled to foot valves of series 014, 024 and V39 (filter 029), 015 and 025 (filter 030).