

COMPACT CHECK VALVE WITH RUNNING NUT

Description



Barberi check valves are monodirectional devices, that means that they allow the back flow prevention of fluid under pressure. They are normally used in sanitary water installations, raised waterworks, heating circuits, heating main stations, heat generators (hang wall boilers, wood boilers, heating pumps), generic industrial and agricultural water installations. Tightness is permitted through forces carried on by a spring and by the pressure of the fluid over a washer which guarantees the tightness even at very low back pressure. Moreover, the strength of the spring allows the valve to have universal features as per the position to be installed.

The particularity of this valve is the presence of running nut used specially in conjunction with valves that require easy disassembly. When particular application is required where other valves need to be protected from debris (for example thermostatic mixing valves) the same range of valves can be used but with an integrated strainer. The same article can be purchased without check valve and strainer inside and so used as nut and fitting.

Articles range

- art. Y44 Compact check valve with running nut, strainer, compression end
art. Y77 Compact check valve with running nut, strainer, M threaded end

Technical features - art. Y44

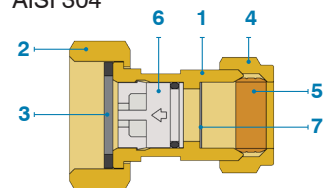
Min - max. acceptable temperature(peak):
-20 °C (see suitable fluids) – 110 °C
Min - max. working temperature:
0 °C (no frost) – 95 °C
Opening pressure: **0,05 bar**
Max working pressure: **16 bar**
Suitable fluids: **water for heating installations,
glycolated water (max 30%), sanitary water**
Installation's connections:
**threaded connections ISO 228/1
compression ends UNI EN 1254-2**
Test: **UNI EN12266-1 §A.3**
Strainer: **metal net with hole diameter of 0,4 mm**

Technical features - art. Y77

Min - max. acceptable temperature(peak):
-20 °C (see suitable fluids) – 140 °C
Min - max. working temperature:
0 °C (no frost) – 100 °C
Opening pressure: **0,05 bar**
Max working pressure: **16 bar**
Suitable fluids: **water for heating installations,
glycolated water (max 30%), sanitary water**
Installation's connections: **threaded connections
ISO 228/1**
Test: **UNI EN12266-1 §A.3**
Strainer: **metal net with hole diameter of 0,3 mm**

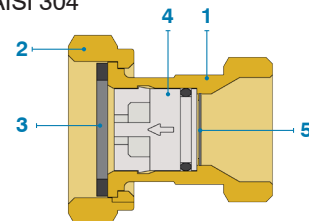
Materials - art. Y44

- 1 - Valve's body: Brass UNI EN 12164 CW602N (CR)
- 2 - Nut: Brass UNI EN 12165 CW617N
- 3 - Washers: Fiber
- 4 - Nut: Brass UNI EN 12165 CW617N
- 5 - Olive: copper UNI 5649
- 6 - Insert: POM+NBR
- 7 - Strainer: Stainless steel AISI 304



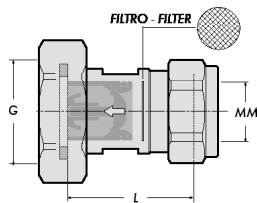
Materials - art. Y77

- 1 - Valve's body: Brass UNI EN 12164 CW602N (CR)
- 2 - Nut: Brass UNI EN 12165 CW617N
- 3 - Washers: Fiber
- 4 - Insert: POM+EPDM
- 5 - Strainer: Stainless steel AISI 304



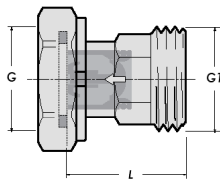
COMPACT CHECK VALVE WITH RUNNING NUT

Dimension



art. Y44

Article code	type	P	G	MM	L	weight	N. P/B	N. P/C
Y44A15N00	check valve + strainer	16	3/4"	15	30	-	-	100



art. Y77

Article code	type	P	G	G1	L	weight	N. P/B	N. P/C
Y77A20N00F	check valve + strainer	16	3/4"	3/4"	30	80	-	150
Y77A20N00	check valve	16	3/4"	3/4"	30	80	-	150
Y77A20N002	-	16	3/4"	3/4"	30	75	-	150
Y77A25N00	check valve	16	1"	1"	32	80	-	150
Y77A25N002	-	16	1"	1"	32	75	-	150

P: max pressure - Weight (grams) - N. P/B: number of pieces in box -
N. P/C: number of pieces in carton (article in bag)

Installation

Universal check valves can be installed in any position respecting flow direction as indicated by the arrow marked on the valve's body. Connection to pipes is made through threads using standard plumbing skills.

Maintenance

Inspect the valve regularly according to operational conditions and frequency of use. If leakages are found where washers are housed, these could be caused by debris; if so it is necessary to disassemble the valve and clean accurately the washer using compressed air or mechanical action all impurities.